

**The Power of
You!**



Make a name tent with first name and icon representing your mood...



Supporting All Students!

Presented by:
Linda Moyer
Education Improvement
Consultant



OUTCOMES OF TODAY...

- Understand the changing role of a para-educator to support student success
- Collaboration for understanding of what good reading looks like
- Engage students in strategies to show growth in reading

Table Teams Roles



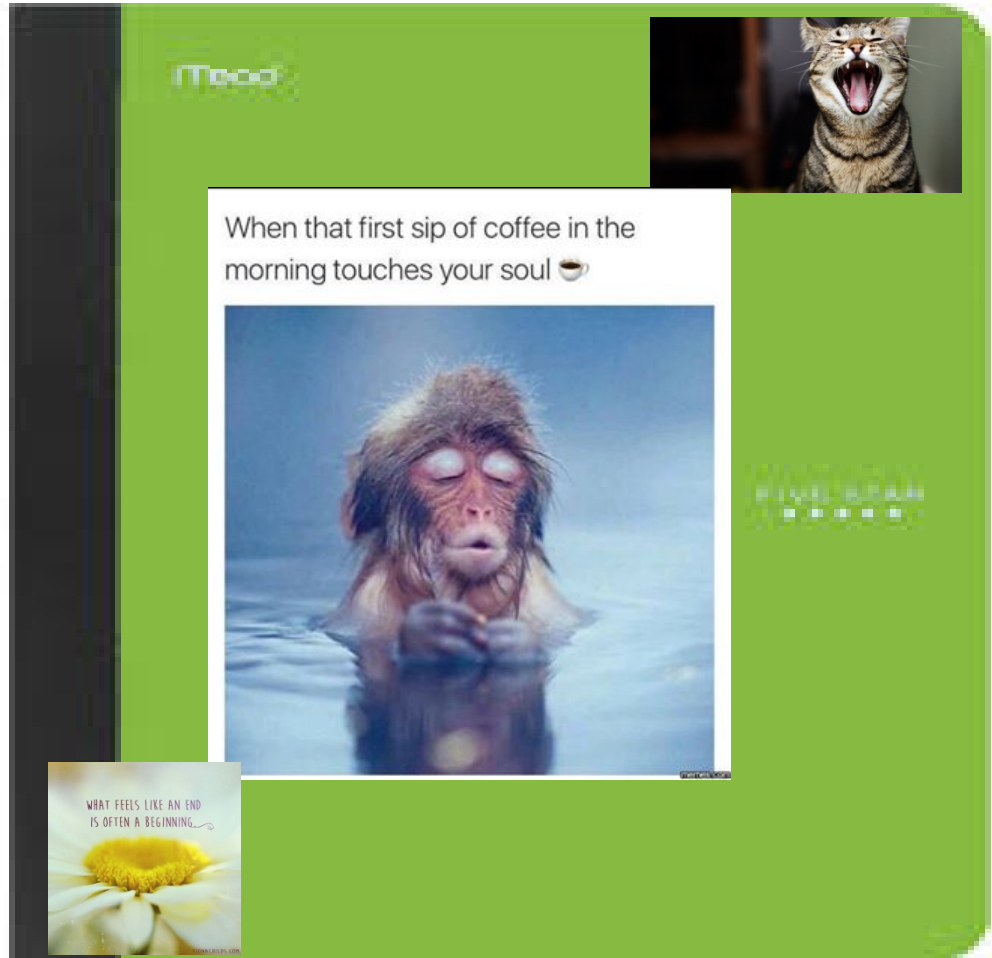
- ✓ **Leader AM/PM** ~ keeps it all moving and smooth
- ✓ **Recorder AM/PM** ~ captures all discussions and decisions in writing for group members
- ✓ **Summarizer AM/PM** ~ captures all discussion oral sharing of work to the larger group when requested
- ✓ **Time Keeper** ~ keeps group on track and within assigned times
- ✓ **Materials Master** ~ fetches (and returns) all needed materials/supplies

Ground Rules



1. For a good time...participate.
2. Respect whoever has the floor....
3. Conversational courtesies
4. Cell phones are turned off or on vibrate.
5. Biology breaks on your own
6. Today's Schedule...we're MOVIN'!
7. All activities have Purpose
8. Appreciate the synergy in the room

PROFESSIONAL NOTEBOOK...



Time to Rethink....



Write Down One Thing That
Surprises You...

<https://www.youtube.com/watch?v=JGBkqkorwxw>

Productive Struggle?



What is Productive Struggle?

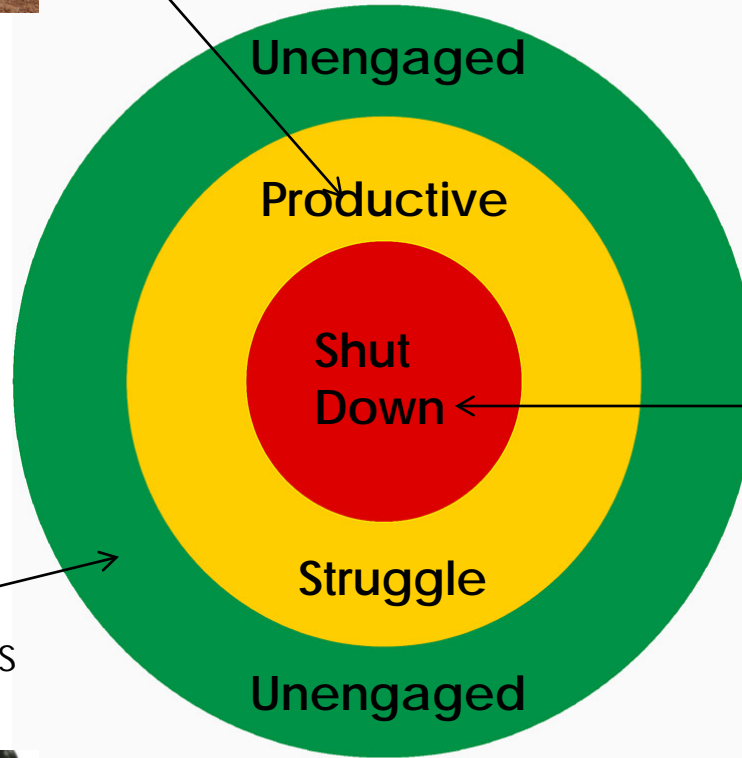
When I Struggle I.....

When students struggle I...

Where Does the Learning Take Place?



Where the learning takes place.



Students will give up.



Students already know material or it is too easy.



**“If you are not
STRUGGLING,
you are not
LEARNING.”**

Carter, 2008



What Does a Great Paraeducator Look Like?

Top 10 Expectations of a Great Paraeducator

- 1.
- 2.
- 3.
- 4.
- 5.
- 6.
- 7.
- 8.
- 9.
- 10.



Who Are Your Students?



1. Create a child from your playdough and place on an index card
2. In the top right corner of the index card give your child a gender and an age
3. Pass your child around to the others at your table team
4. Write one life-altering event on each child's card.

Let's Look at Your Child....

Be prepared to share

Strategies for Effective Readers...



Carousel Brainstorming... 

- Scaffolding
- Strategy
- Reading
- Collaboration
- Complex Text

Directions:

- ✓ Stand at a poster
- ✓ Write any term that is associated with the word at the top of the poster
- ✓ At the sound, move to the next poster and repeat.

DO NOT WRITE IN THE CIRCLE!

Summarize it!

"If you can't explain it simply,
you don't understand it well
enough."

Albert Einstein

www.postermywall.com



The Brain is
fascinating!



Coaching
Students With
Pre-Reading
Strategies for
Collaboration
and Deeper
Learning

Meet the
Struggling
Readers...

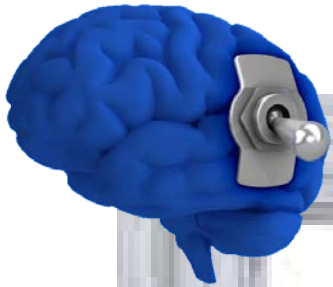


Meet the Struggling Readers...

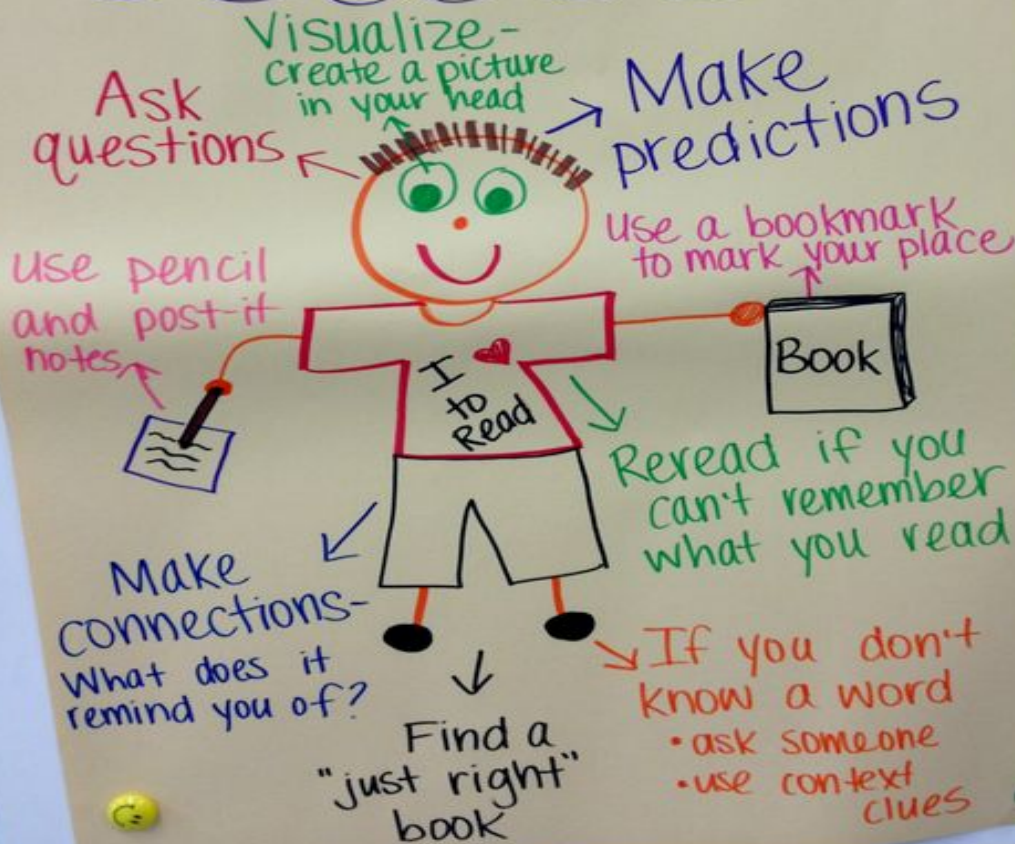


Meet the Struggling Readers...





What Good Readers Do





Tag You're It...

Fixed Mindset

What is it?



- ✓ I am stuck the way I am now
- ✓ IQ is a fixed, permanent trait
- ✓ Looking smart is important
- ✓ Effort is negative and shows I do not “have”

Growth Mindset

What is it?

- ✓ I can grow and change
- ✓ IQ is malleable and it can be developed
- ✓ Being a lifelong learner is important to me
- ✓ Effort is a positive, since it shows my commitment and passion



How Each Mindset
Responds to:

Em _____

Per _____

A "m _____ t"

U _____ it

Ins _____

< Challenges >

< Obstacles >

< Effort >

< Criticism >

< Others' Success >

Av _____

G _____ up easily

N _____ justified

D _____ it

Threa _____



- Embrace
- Persists
- A “must”
- Use it
- Inspired

How Each Mindset Responds to:

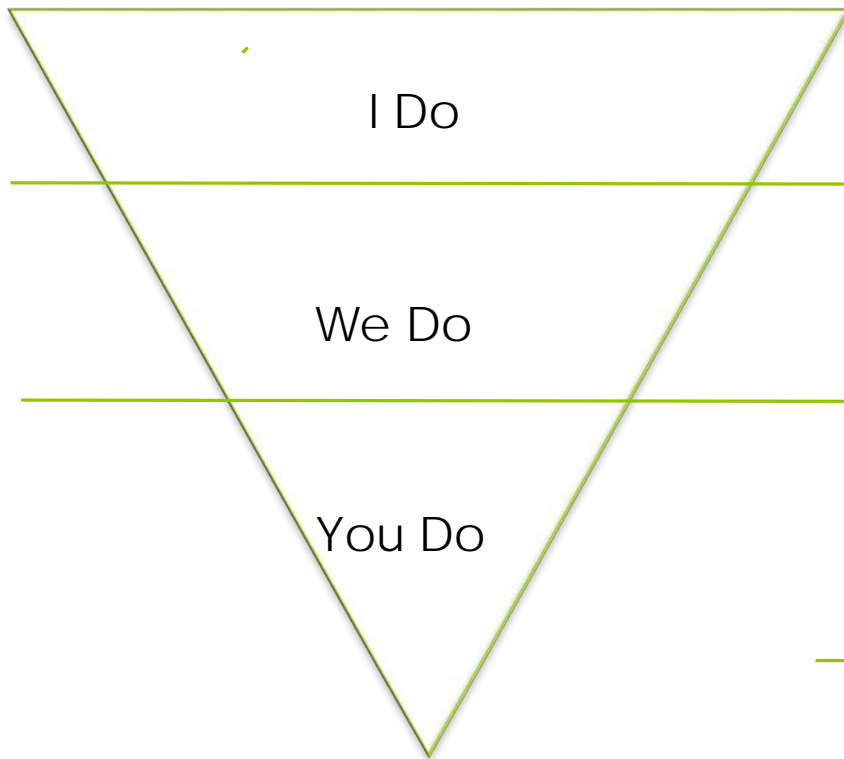
- < Challenges >
- < Obstacles >
- < Effort >
- < Criticism >
- < Others' Success >



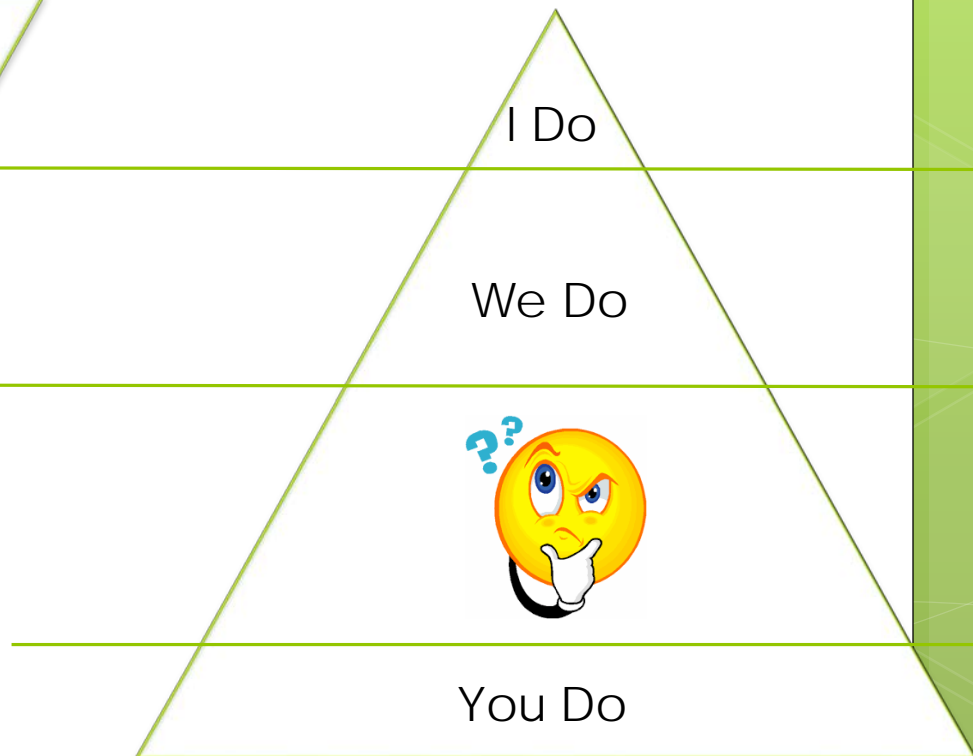
- Avoid
- Gives up easily
- Not justified
- Disregard it
- Threatening

TEACHING MODELS

Traditional Model

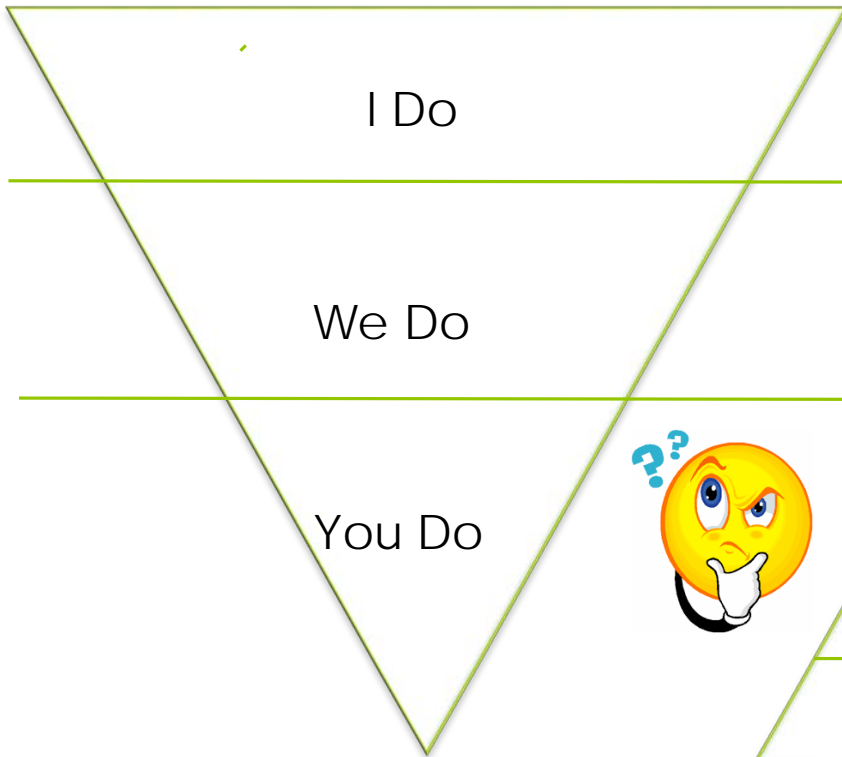


New Model

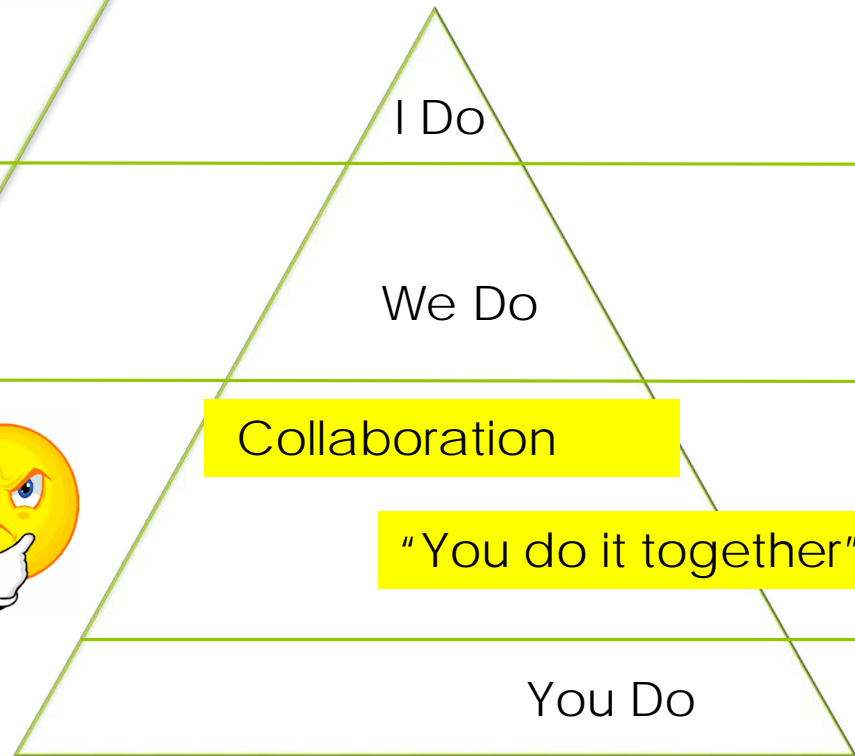


TEACHING MODELS

Traditional Model



New Model

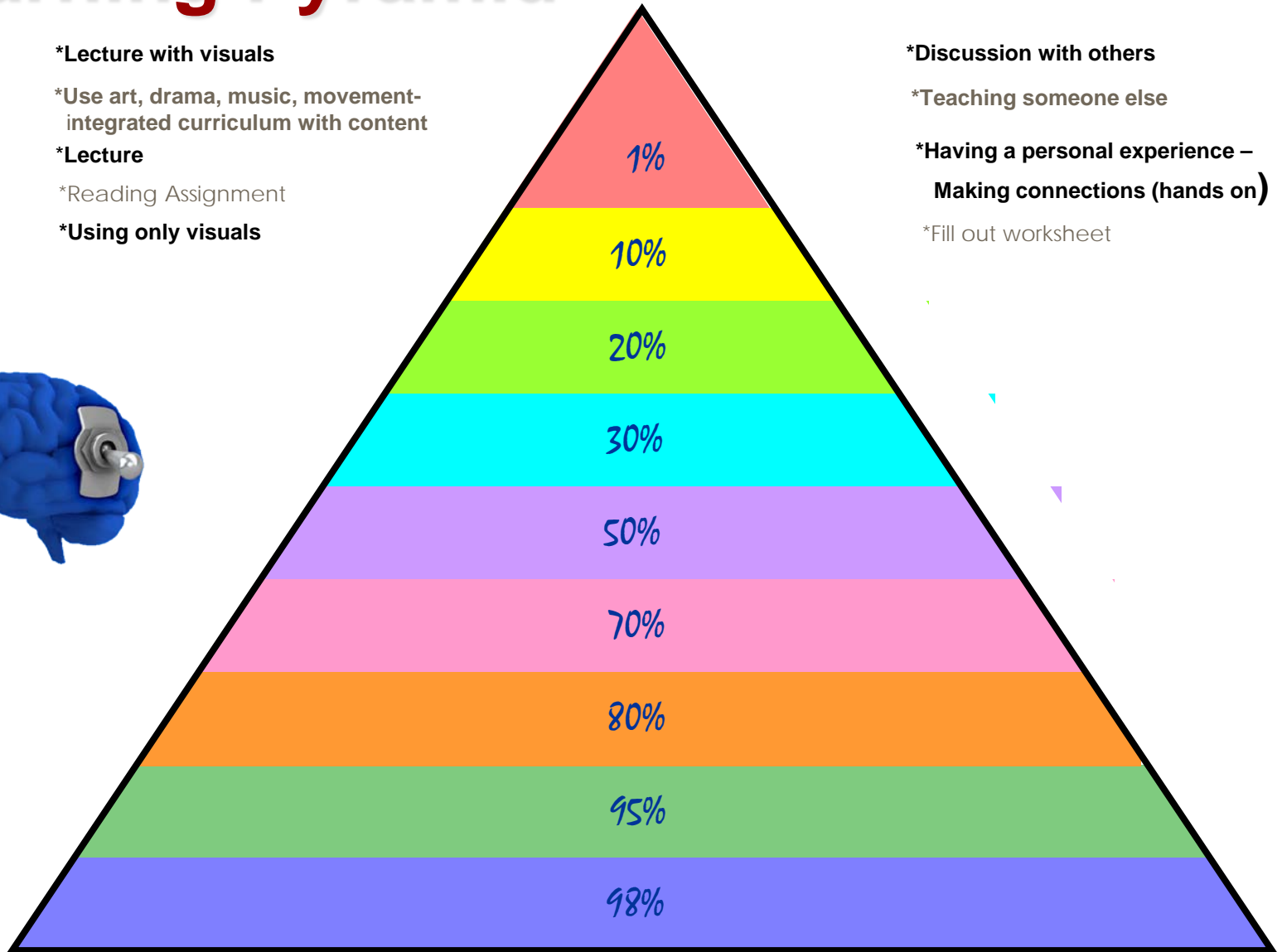


Learning Pyramid

- *Lecture with visuals
- *Use art, drama, music, movement-integrated curriculum with content
- *Lecture
- *Reading Assignment
- *Using only visuals



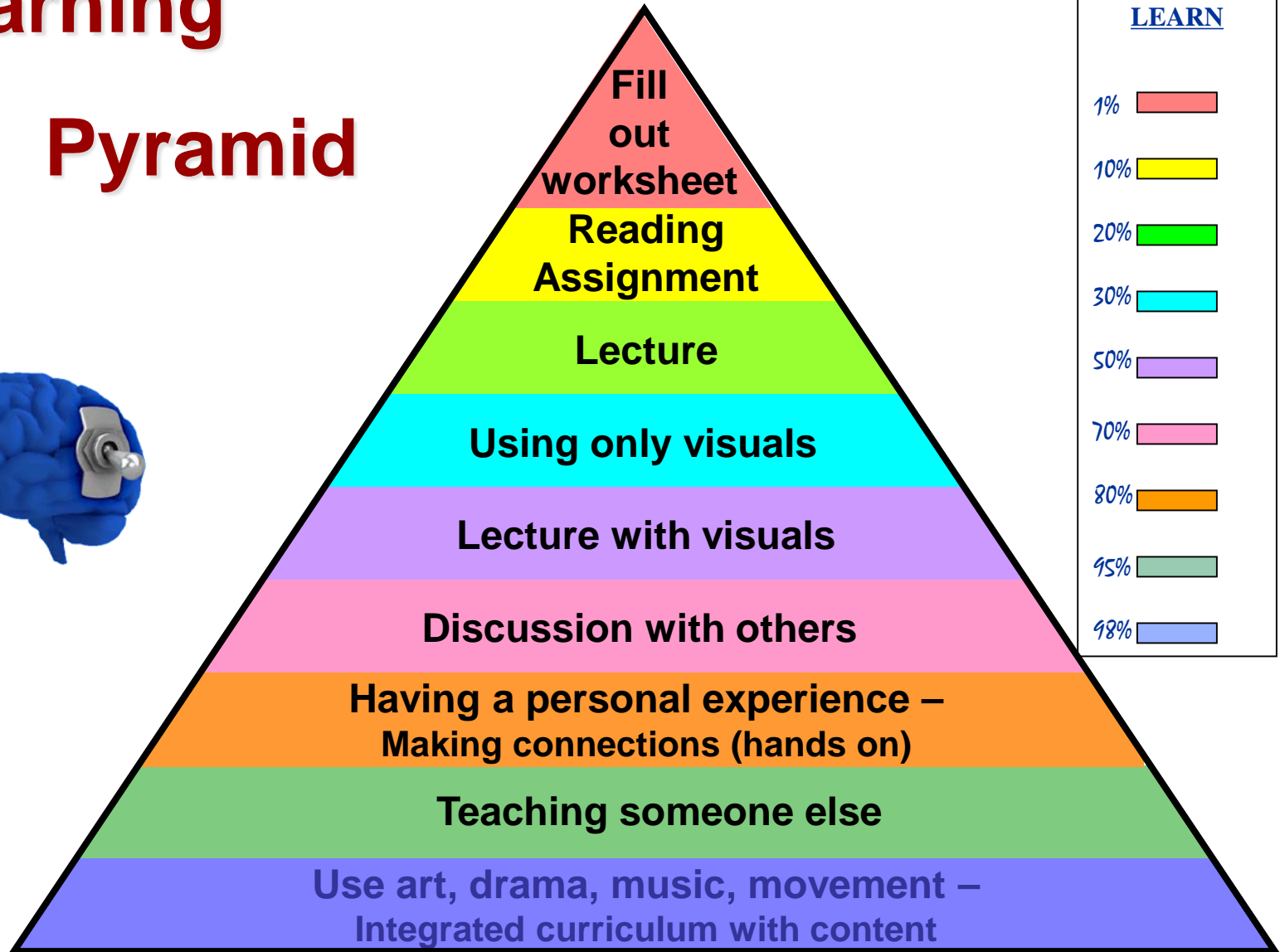
- *Discussion with others
- *Teaching someone else
- *Having a personal experience – Making connections (hands on)
- *Fill out worksheet



Be Encouraged through the Struggle!

Learning

Pyramid



How does this struggle feel?



How does that
gum feel in your
mouth?



If each piece of bubble gum is a piece of knowledge, How does this activity relate to learning?

What is this video about?

Prior Knowledge



<https://www.youtube.com/watch?v=iTGZwKqmBiA>

High Ten/Low Ten

Working Memory...



S S H E U O

Word Puzzlers.....



- 1. Make a two-letter pronoun to name a male.
- 2. Add a vowel to make a noun naming a garden tool.
- 3. Substitute a vowel to mean a color or shade.
- 4. Substitute a letter to make a noun naming a girl.
- 5. Rearrange the letters to make a verb meaning to put into action.
- 6. Add a letter to make a word for the blank. He ____ a shovel to dig a hole.
- 7. Drop two letters to make a pronoun that is a synonym for we.
- 8. Clear all letters
- 9. Make a four letter word that means a rubber tube.
- 10. Rearrange the letters to name something to wear.
- 11. Drop letters to make a pronoun for a female.
- 12. Add letters to make word #10 plural.
- 13. Drop letters to make an abbreviation for a call for help.
- 14. Use all the letters to make a plural noun that names places to live.

What's The Main Idea?



The Pool at the Harris Family House

Pick a role.....



shutterstock



Summarize it!

"If you can't explain it simply,
you don't understand it well
enough."

Albert Einstein

www.postermywall.com






Tell a Sticky Story



Collaboration...

- ✓ Together you will create a story.
- ✓ Leader Starts.
- ✓ Everyone adds to the story with the lead in yes and....



Presentation Name/Presenter




resenter



Presentation Name/Presenter



Presentation Name/Presenter



on Name/Presenter



Presentation Name/Presenter








The End!

Presentation Name/Presenter

Be Back on Time...

LUNCH



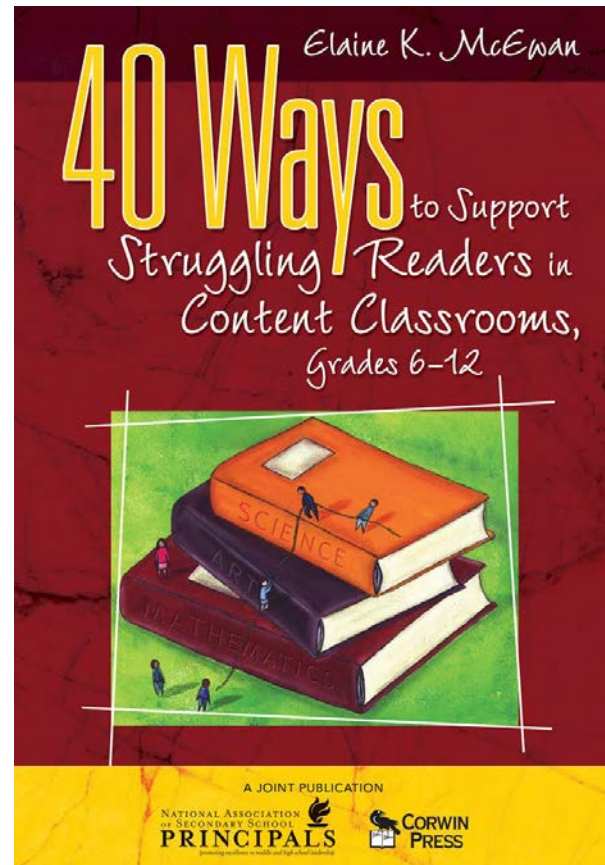
Do you feel the struggle?




Preview The Text...

40 Ways to Support Readers in Content Classrooms 6-12

- Scan the book...
- Use sticky notes to mark pages that you find valuable and write why it is valuable to you... Write in your notebook as needed
- Talk with your table mates using two questions to guide your discussion.
- What jumped out you during your review of the book?
- How might I use this book to help my students increase their reading growth?






Roll your Choices... Problems in Reading

- Roll your die to determine your Strategy to review
- Roll of 1: When Students Read It But Don't Get It
- Roll of 2: When Students Seem Bored, Unmotivated, or Sleeping in Class
- Roll of 3: When The Textbook is Too Difficult For students to Read Independently
- Roll of 4: When Students Are Overwhelmed by too many concepts
- Roll of 5: When Students Need To Process More Frequently
- Roll of 6: When Students Can't Retain Information For the Test


Goal: Help us Know Strategies


- Roll again to determine “vehicle” to deliver teaching/assistance
- Roll 1: Bumper Sticker
- Roll 2: Jingle
- Roll 3: Billboard
- Roll 4: Infomercial (45 sec.)
- Roll 5: Rap Song
- Roll 6: your choice from above!



3 minutes to
present you
information!

Spotlights: Decipher the Support for the Reading Problem.





Keep the momentum!

Where do we go now?



PASSWORD

A Vocabulary Review Activity



Setup Directions:

- Type a vocabulary word on each of the following 10 slides in the subtitle textbox. When complete, run the show by pressing F5 on the keyboard.
- One student stands with back to this presentation.
- The class gives the student clues to the vocabulary word onscreen as a clock keeps time.
- The student tries to guess the word before the buzzer.

Ready to play?



PASSWORD

The **PASSWORD** is...

Paraeducator



The **PASSWORD** is...

Support



The **PASSWORD** is...

Strategies



The **PASSWORD** is...

Productive
Struggle



The **PASSWORD** is...

Collaboration



The **PASSWORD** is...

Mindset



The **PASSWORD** is...

Summarizing



The **PASSWORD** is...

Preview the Text



The **PASSWORD** is...

Prior Knowledge



The **PASSWORD** is...

Complexity



The **PASSWORD** is...

Awesome



3... 2... 1...

GO!

THANK YOU !!!!!!!

“Never doubt that a small group of committed people can change the world: indeed it is the only thing that ever has.”

Go And Be Awesome!

